

# Welcome to your Intergenerational Life Group guide!

We wanted to try something different for this series. We wanted to try to provide a plan to run your life group in a way that works for everyone in your group to learn together all at once. Kids, teens, adults, adults with lots of experience, everyone!


When Jesus talked to His disciples about children, He didn't tell them how to reach kids, He just told them to get out of the way and 'let the little children come to Me.' Kids naturally ask questions, test things for themselves, find wonder in the world around them, and trust the people they love.

Hopefully, whether or not you have children in your group, this guide can help the grown up people approach our faith in a way we maybe haven't for a few years. Why not give it a try? Make some crafts, get excited about your favourite animal again, even move your body a bit. Bring the Word to life!

In these guides you'll find several different options for activities you could try with your group. You can use your judgement to decide which ones will work best for your group, based on timing, ages, and personal preferences. Some things will require a little preparation in advance, but we'll make sure there are always options that don't.

# Intergenerational Life Group Guide

## Genesis Week 1: Creation




✦✦✦ Make this week even better by: getting some playdough to use. You can even stop by the resource room in the kids wing to borrow some for your group!

### Introductions:

If you are a new group, or a group new to including everyone at once, spend time getting to know each other's names this week!

**Option 1:** Go around the circle and let everyone give their name and their favourite animal.

**Option 2:** If most of your group is above age 8 or so, consider asking everyone what cool animal power they would love to have instead of their favourite animal.


 **Bonus idea:** (requires preparation) Give everyone some playdough when they arrive, and let everyone spend some time forming the playdough into the shape of their favourite animal to show while you go around the circle.

### Recap:

If not everyone in your group saw the adult message this week, briefly go over the story.

**Option 1:** Invite a few readers to read Genesis 1 out to the group, taking turns at each day in the story.

**Option 2:** Who's feeling brave? Invite a few volunteers to do an impromptu interpretive dance of the story as someone reads it out!

 **Option 3:** Go on Youtube and look up 'Saddleback Kids Creation' to see an engaging 4 minute video of Genesis 1 and 2.



Are you a group that includes a **snack or a meal** in your time together? Consider tying it in to the topic this week:

- Include a few types of fruit, since God gave Adam and Eve all the fruits they wanted from the trees in the garden.
- Have someone create a snack to share, maybe some homemade cookies or stovetop popcorn.
- Serve a food people get to 'create' for themselves: make-your-own sandwiches or english muffin pizzas people can dress how they like, or decorate cookies or cupcakes for a treat.

### In His image:

Isn't it amazing that God passed on to us His ability to be creative and imaginative? Give your group something to be creative with while you work through the discussion questions.

**Option 1:** Let folks continue playing with their playdough if you've got it.

**Option 2:** hand out pencils and paper.

**Option 3:** If you're a household with lego around, consider making that available instead of playdough.

## Discussion Questions:

- What are you good at making? (or maybe just 'what do you enjoy making?')
- Do you wish you could have watched creation happen? Which part would have been the most exciting to see?
- Why do you think God made earth, and people, and everything else?
- Did you notice that when God was creating, He wasn't alone? (Genesis 1:2, 1:26) God the Father worked with the Holy Spirit and Jesus to make everything! Do you like making things together with others, or do you prefer to work alone?

## Gospel Connection:

Read together John 20:19-22, which takes place after Jesus was killed.

Talk about it:

- Why do you think Jesus breathed on His disciples to give them the Holy Spirit?
- Remembering that the disciples would have read or heard how God created Earth and humans, how do you think they would feel as Jesus breathed on them?

## Out into Creation:

If it's an option for your group, don't miss the opportunity to get outside into the actual creation God made! Decide how to make this work for you; this may be best as the last piece of your time together, so people can leave without coming back inside.

Go for a short walk or just spend some time in whatever green space is available where you meet.

**Option 1:** Invite everyone to choose and take a picture of something they see that God made that is beautiful to them. Consider collecting and sharing those pictures after. (If you put them on Facebook, tag Creekside!)

**Option 2:** Go for a scavenger hunt through Genesis 1 and 2. Try to find the elements God created in order. You could take pictures of these too, or just point them out to each other.

**Option 3:** Try to find things in every stage of creation. Find a seed or egg, a young plant or animal, a grown plant or animal, a seeding plant or animal with a baby, and a dead plant or animal returning to the soil. Keep an eye out for bugs or animals that help with decomposition too. Celebrate God's amazingly thoughtful plan for how Earth would run smoothly.

**Option 4:** Celebrate creation with all five senses! Especially if you are in one spot, invite people to find and share created things that are nice to: 1) see, 2) hear, 3) touch, 4) smell and 5) taste, if appropriate.

## Pray together

To pray today, gather in a circle, and take time to take a few deep breaths and listen to God before you begin to talk. Thank God for His breath, and His Spirit, and His gift of creativity. Consider going around the circle and letting those who want thank God for one thing He made.